



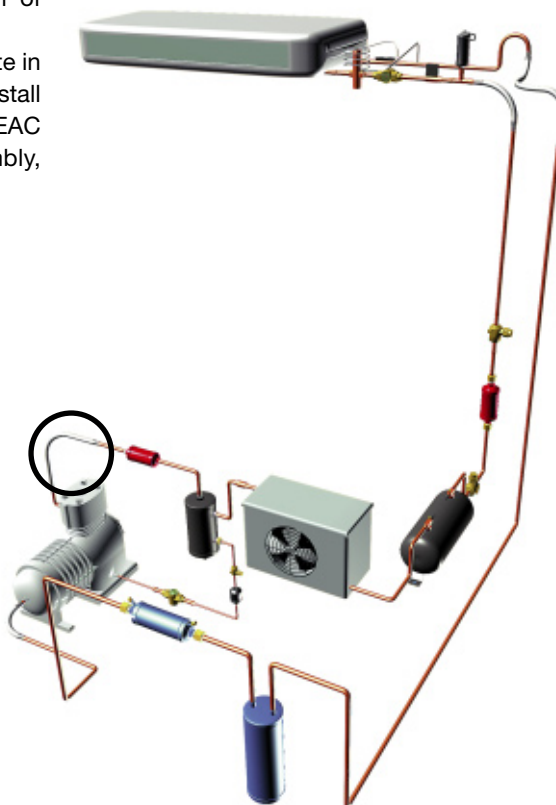

Vibration eliminators

→ EVCYDEAC (double effect)

01/10

■ Applications

- Reduction of vibrations and of the noises they generate and elimination of stresses linked to piping thermal expansion of refrigerating and air conditioning installations.
- Vibrations generated by a refrigerating compressor propagate in several directions, therefore, it is usually recommended to install two vibration eliminators placed at 90°; the use of EVCYDEAC double-effect vibration eliminators replaces this assembly, because it is possible to bend them at 90°.



■ Functional features

- Products are compatible with HFCs, HCFCs, CFCs, as well as with their associated oils and additives. Products are designed for use of non-hazardous refrigerants from group 2 of PED 97/23/EC.
- Product classification in CE categories is performed using the PED 97/23/EC table, corresponding to a nominal diameter-based selection.
- Flexible wavy stainless steel metallic hoses constituted of parallel waves from a tube welded end to end and covered with a stainless steel wire braid (refer to sketch No. 2 page 22.6).
- Construction suited to a straight-up or bended utilisation position, with the minimum imposed bending radius (refer to technical features table page 22.5).
- Nickel-plated steel connections.
- Vibration eliminators are cleaned and dried before individual packaging under heat-sealed plastic tubular film.

■ CARLY advantages

- Specifically designed in order to resist frost and major temperature shifts, from -40°C to +120°C.
- Connection principle of the components together (stainless steel hose + air-tightness ring + braid + connection) by stainless steel TIG weld. This weld eliminates all risks of deteriorating the vibration eliminator by heat transfer during connection to the installation's piping.
- Reduction of installation costs and of footprint, compared with the use of two vibration eliminators placed at 90°.
- Very high mechanical resistance to corrosion.
- Long brazed or welded connections, in order to facilitate connection to installation.
- Unity helium air-tightness inspection.
- Stainless steel connections and special lengths are available upon request.
- GOST certified products.



Vibration eliminators

→ EVCYDEAC (double effect)

01/10

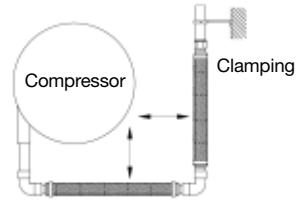
■ Recommendations

- * Mounting of vibration eliminators should be performed:
 - on a piping straight-up part
 - imperatively horizontal at compressor suction line
 - without twisting, extension or axial compression stress
 - without over-bending, or extension of the hose
 - preferably 90° in relation to vibration source, if straight-up mounting
- * Warning, when put under pressure, the vibration eliminators can present a slight extension (about 2% of initial length); it is therefore necessary to take this into account during the assembly operation.
- * Comply with minimum bending radii indicated in the technical features table and the configurations in sketch No. 3, page

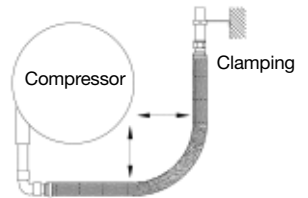
- 22.6.
- * For the brazing operation, we recommend the use of filler metal with a high silver content (55% for instance) and the use of a neutral gas inside the vibration eliminators in order to not trigger internal corrosion phenomena.
- * During the brazing operation, be careful that the scouring flux used does not come in contact with the hose and its braid.
- * The nickel lining of the connections hold really nicely during temperature increase; it is nevertheless recommended to protect the connections after brazing with an appropriate product, against corrosion risks.
- * Provide for clamping of the vibration eliminators ends that are located opposite the vibration source (refer to sketch

- No. 1).
- * Do not isolate vibration eliminators with a heat insulating sleeve, in order to prevent any water concentration that may freeze and deteriorate it.
- * General assembly precautions: refer to chapter 11

Regular installation



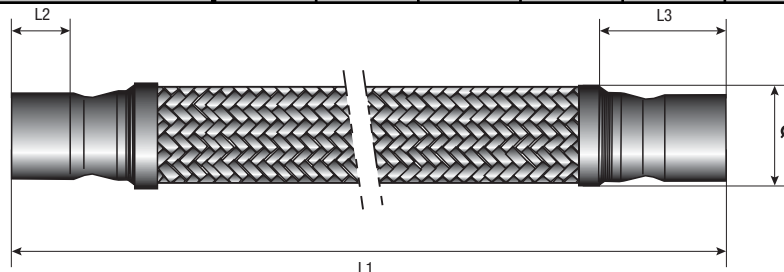
CARLY solution



Sketch No 1

■ Technical features

CARLY references	Connections To solder ODF inch	CARLY references	Connections To solder ODF mm	Dimensions (mm)				Minimal bending radius (mm)		Net weight (kg)
				Ø +/- 0.5	L1 +/- 6	L2 +/- 1	L3 +/- 1	Static	Dynamic	
EVCYDEAC 2 S	1/4	EVCYDEAC 2 MMS	6,0	12,7	270	6	16,0	20	105	0,05
EVCYDEAC 3 S	3/8	EVCYDEAC 3 MMS	10,0	19,0	340	9	20,5	18	100	0,10
EVCYDEAC 4 S	1/2	EVCYDEAC 4 MMS	12,0	22,0	360	11	23,5	20	140	0,10
EVCYDEAC 5 S	5/8	EVCYDEAC 5 MMS	15,0	26,3	420	14	29,0	25	190	0,20
EVCYDEAC 6 S	3/4	EVCYDEAC 6 MMS	18,0	31,9	462	15	33,0	30	230	0,25
EVCYDEAC 7 S	7/8	EVCYDEAC 7 MMS	22,0	31,9	480	18	42,0	30	230	0,30
EVCYDEAC 9 S	1 1/8	EVCYDEAC 9 MMS	28,0	38,2	530	20	50,5	40	250	0,45
EVCYDEAC 11 S/MMS	1 3/8	EVCYDEAC 11 S/MMS	35,0	47,0	630	30	55,5	50	290	0,75
EVCYDEAC 13 S	1 5/8	EVCYDEAC 13 MMS	42,0	58,2	750	30	68,0	60	320	1,35
EVCYDEAC 17 S/MMS	2 1/8	EVCYDEAC 17 S/MMS	54,0	71,0	880	40	88,0	70	360	2,40
EVCYDEAC 21 S	2 5/8	EVCYDEAC 21 MMS	67,0	87,7	1060	50	105,0	80	420	3,90
EVCYDEAC 25 S	3 1/8	EVCYDEAC 25 MMS	80,0	105,7	1210	55	124,0	100	480	5,70
EVCYDEAC 29 S	3 5/8	EVCYDEAC 29 MMS	88,9	134,6	1560	55	142,0	120	580	7,95
EVCYDEAC 33 S	4 1/8	EVCYDEAC 33 MMS	108,0	134,6	1610	60	160,0	120	580	8,85





Vibration eliminators

→ EVCYDEAC (double effect)

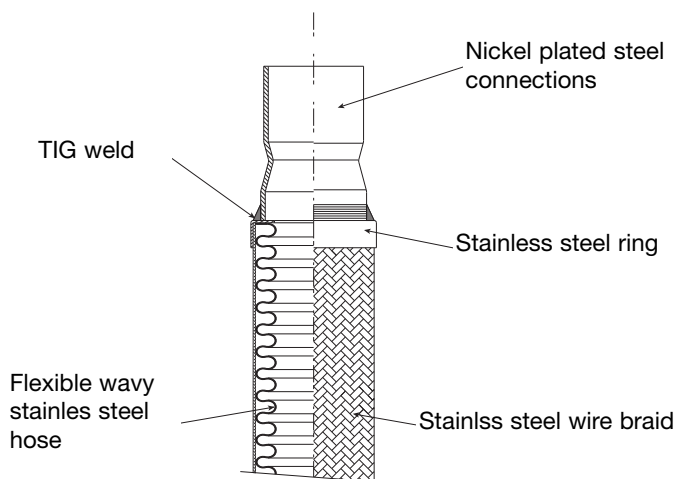
01/10

■ Technical features

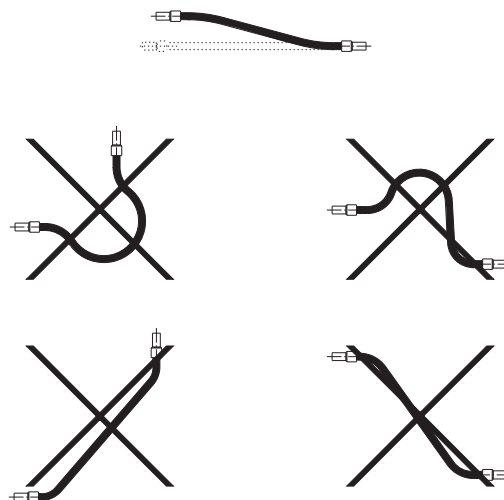
CARLY references	Nominal diameter	CARLY references	Nominal diameter	Maximal working pressure	Working pressure (1)	Maximal working temperature	Minimal working temperature	Working temperature (1)	CE Category (2)
	DN (inch)		DN (mm)						
EVCYDEAC 2 S	1/4	EVCYDEAC 2 MMS	6,0	42	10	120	-40	-20	Art3§3
EVCYDEAC 3 S	3/8	EVCYDEAC 3 MMS	10,0	42	10	120	-40	-20	Art3§3
EVCYDEAC 4 S	1/2	EVCYDEAC 4 MMS	12,0	42	10	120	-40	-20	Art3§3
EVCYDEAC 5 S	5/8	EVCYDEAC 5 MMS	15,0	42	10	120	-40	-20	Art3§3
EVCYDEAC 6 S	3/4	EVCYDEAC 6 MMS	18,0	42	10	100	-40	-20	Art3§3
EVCYDEAC 7 S	7/8	EVCYDEAC 7 MMS	22,0	42	10	100	-40	-20	Art3§3
EVCYDEAC 9 S	1 1/8	EVCYDEAC 9 MMS	28,0	42	10	100	-40	-20	Art3§3
EVCYDEAC 11 S/MMS	1 3/8	EVCYDEAC 11 S/MMS	35,0	35	10	120	-40	-20	I
EVCYDEAC 13 S	1 5/8	EVCYDEAC 13 MMS	42,0	35	10	120	-40	-20	I
EVCYDEAC 17 S/MMS	2 1/8	EVCYDEAC 17 S/MMS	54,0	34	10	120	-40	-20	I
EVCYDEAC 21 S	2 5/8	EVCYDEAC 21 MMS	67,0	25	10	120	-40	-20	I
EVCYDEAC 25 S	3 1/8	EVCYDEAC 25 MMS	80,0	20	10	120	-40	-20	I
EVCYDEAC 29 S	3 5/8	EVCYDEAC 29 MMS	88,9	20	10	120	-40	-20	I
EVCYDEAC 33 S	4 1/8	EVCYDEAC 33 MMS	108,0	20	10	120	-40	-20	I

(1) The working pressure is limited to the PS BT value when working temperature is lower than or equal to TS BT value.

(2) Classification by diameter, according to PED 97/23/EC (refer to chapter 0 page 7).



Sketch No 2



Sketch No 3



Vibration eliminators

→ EVCYDEAC (double effect)

01/10

■ Weights and packaging

CARLY references	Unit weight (kg)		Packaging unit	
	With packaging	Without packaging	standard	OEM'S
EVCYDEAC 2 S et MMS	0,05	0,05	1	/
EVCYDEAC 3 S & MMS	0,10	0,10	1	/
EVCYDEAC 4 S et MMS	0,10	0,10	1	/
EVCYDEAC 5 S & MMS	0,20	0,20	1	/
EVCYDEAC 6 S et MMS	0,25	0,25	1	/
EVCYDEAC 7 S & MMS	0,30	0,30	1	/
EVCYDEAC 9 S et MMS	0,45	0,45	1	/

CARLY references	Unit weight (kg)		Packaging unit	
	With packaging	Without packaging	standard	OEM'S
EVCYDEAC 11 S/MMS	0,75	0,75	1	/
EVCYDEAC 13 S et MMS	1,36	1,35	1	/
EVCYDEAC 17 S/MMS	2,41	2,40	1	/
EVCYDEAC 21 S et MMS	3,91	3,90	1	/
EVCYDEAC 25 S & MMS	5,71	5,70	1	/
EVCYDEAC 29 S et MMS	7,96	7,95	1	/
EVCYDEAC 33 S & MMS	8,86	8,85	1	/